marathon®

Explosion Proof Motors

Model No: 326TSTGS6501
Catalog No: E569

Explosion Proof Motor, 50 & 40 HP, 3 Ph, 60 & 50 Hz, 230/460 & 190/380 V, 3600 RPM, 326TS Frame, EPFC

©2026 Marathon, All Rights Reserved.

marathon®

Product Information Packet: Model No: 326TSTGS6501, Catalog No: E569 Explosion Proof Motor, 50 & 40 HP, 3 Ph, 60 & 50 Hz, 230/460 & 190/380 V, 3600 RPM, 326TS Frame, EPFC

Nameplate Specifications

Phase	**3**	Output HP	**50 & 40 Hp**
Output KW	**37.0 & 30.0 kW**	Voltage	**230/460 & 190/380 V**
Speed	**3555 & 2960 r/min**	Synchronous RPM	**3600 & 3000 r/min**
Service Factor	**1.00 & 1.00**	Frame	**326TS**
Enclosure	**Explosion Proof Fan cooled**	Thermal Protection	**Thermostat**
Efficiency	**94.5 & 94.5 %**	Ambient Temperature	**50 °C**
Frequency	**60 & 50 Hz**	Current	**118/59 & 112/56 A**
Power Factor	**86.5**	Duty	**Continuous**
Insulation Class	**F**	Design Code	**B**
KVA Code	**G**	Drive End Bearing Size	**6312**
Opp Drive End Bearing Size	**6311**	UL	**UL Listed And CSA Certified**
CSA	**Y**	CE	**N**
IP Code	**54**	Number of Speeds	**1**
Hazardous Location	**DIV 1 EXP PROOF CL I GR CD CL II GR FG T3C**		

Technical Specifications

Electrical Type	**Squirrel Cage Inverter Rated**	Starting Method	**Line Or Inverter**
Poles	**2**	Rotation	**Reversible**
Resistance Main	**.096 O**	Mounting	**Rigid Base**
Motor Orientation	**Horizontal**	Drive End Bearing	**Ball**
Opp Drive End Bearing	**Ball**	Frame Material	**Cast Iron**
Shaft Type	**TS**	Overall Length	**30.37 in**
Frame Length	**14.5 in**	Shaft Diameter	**1 7/8 in**
Shaft Extension	**4 in**	Assembly/Box Mounting	**F1 Only**
Inverter Load	**Constant 10:1**		

Drawings

Connection Drawing	**A-EE7308AD**	Outline Drawing	**B-SS301044-1450**

This is an uncontrolled document once printed or downloaded and is subject to change without notice. Date Created: 16/10/2026

SS301044

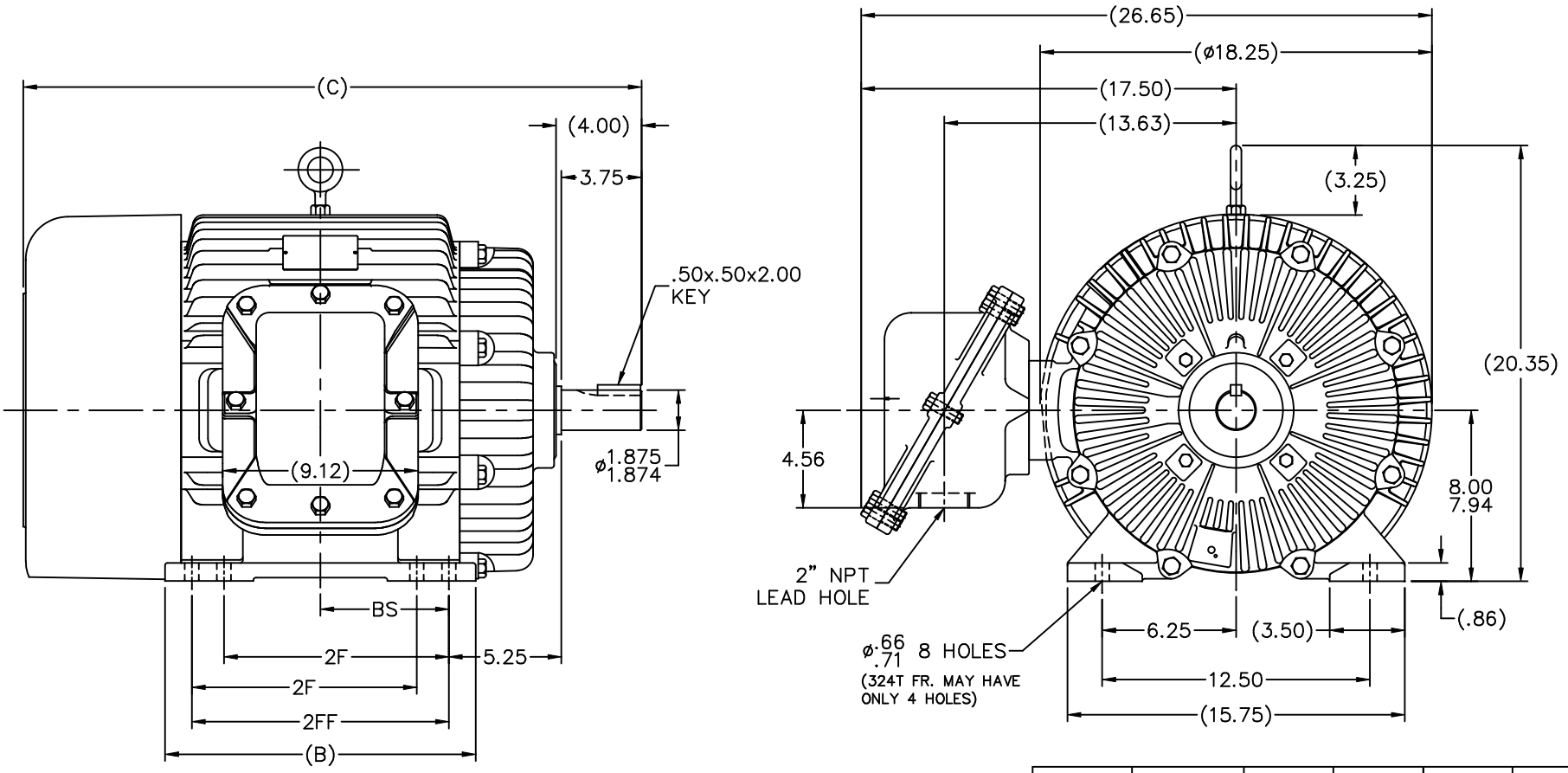

DASH	FRAME	B	C	2F	2FF	BS
07-13 071150	324TS	13.00	27.37	10.50	--	5.25
07-13 071300	324/6TS	14.50	28.87	10.50	12.00	6.00
1450	326TS	15.00	30.37	12.00	13.50	6.75

NOTES:
1. BOX CAN BE ROTATED IN 90° STEPS.
2. BOX CAN BE MOUNTED ON OPPOSITE SIDE BY REMOVING BRACKETS AND TURNING FRAME 180°.
3. NAMEPLATE TO BE READ FROM CONDUIT BOX SIDE OF MOTOR.

NO.	REVISION	BY & DATE	CHK
6	REM'VD PIPE NIPPLE FROM REAR VIEW MU80542	RWR 07-11-2007	ML
5	REDRAWN IN AUTOCAD	TAT 07-06-2004	ML
4	UPDATED DASH TABLE	DRS 12-14-2001	ML
3	REVISED TO SHOW C' BOX NIPPLE CN 31398	HLB 12-07-2001	DRS
2	ADDED "2FF" DIMENSIONS MU37180	DAH 05-14-2001	ML
1	NEW DRAWING MU37180	DAH 05-09-2001	ML

TOLERANCES UNLESS SPECIFIED: DEC. INCHES; .X ±.1; .XX ±.03; .XXX ±.005; .XXXX ±.0005; ANG ±7'30"

MARATHON ELECTRIC

TITLE OUTLINE
320TS FR. - BB - TS - EXP.PR.

MAT'L.

FINISH

CAD FILE ss301044

RFP

DIST LB

DRAWN	DAH 05-09-2001
CHK	ML 05-09-2001
APPD	DD 05-09-2001
SCALE	1=5
REF	
FMF	
PREV	

SIZE	DRAWING NO.	PAGE OF	REV.
B	SS301044		6

THIS DRAWING IN DESIGN AND DETAIL IS OUR PROPERTY AND MUST NOT BE USED EXCEPT IN CONNECTION WITH OUR WORK ALL RIGHTS OF DESIGN AND INVENTION ARE RESERVED
THIS IS AN ELECTRONICALLY GENERATED DOCUMENT - DO NOT SCALE THIS PRINT

LOW VOLTAGE

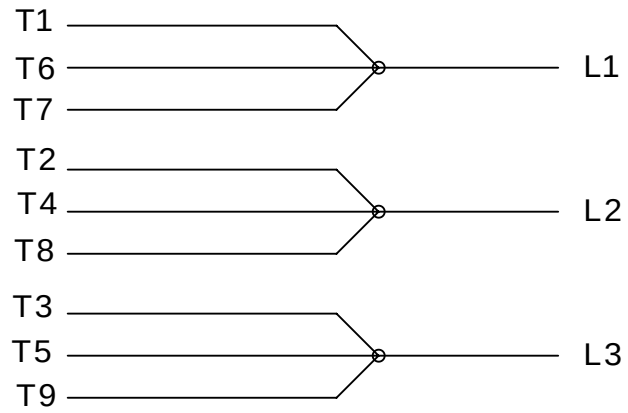

HIGH VOLTAGE

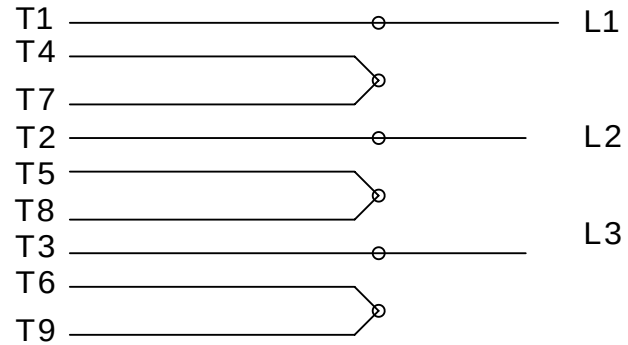

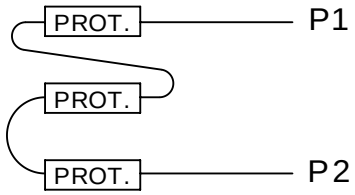

LOW VOLTAGE

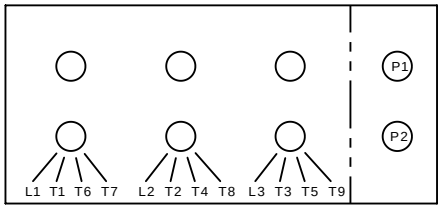

HIGH VOLTAGE

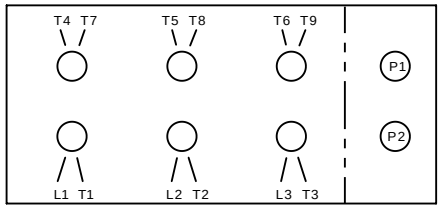

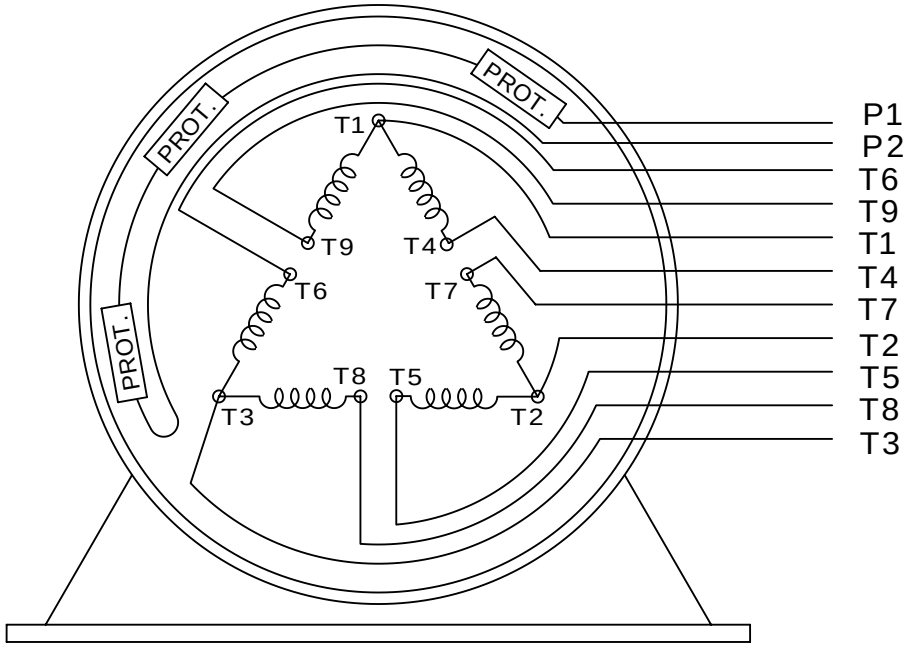

VIEW OF TERMINAL END

WHEN MORE THAN ONE PROT. IS USED; PROT. ARE CONNECTED IN SERIES

DRAWING REVISION: M	REVISION BY: SB	REV DATE/© DATE: 06/03/2026	PRIMARY DIMENSIONS ARE INCH mm DIMENSIONS IN [BRACKETS] ARE FOR REFERENCE ONLY	DRAWN BY: MJD	marathon™
REQUEST NUMBER: CR-0026504	APPROVED BY: RMS	DATE: 06/03/2026		DATE: 12-19-1997	
REQUEST NUMBER DESCRIPTION: DRAWING TITLE BLOCK UPDATED				APPROVED BY: GK	DESCRIPTION: CONN DIAGRAM-EXTERNAL
				DATE: 01-07-1998	
				REFERENCE	MATERIAL / PROCESS/FINISH
				THIRD ANGLE PROJECTION	SIZE: A / DRAWING NUMBER: ee7308ad / SHEET: 1 OF 1

COPYRIGHT (PER REVISION DATE) MARATHON ELECTRIC, LLC. ALL RIGHTS RESERVED. PROPRIETARY AND CONFIDENTIAL INFORMATION - THIS DOCUMENT IS THE PROPERTY OF MARATHON ELECTRIC, LLC. ("OWNER") AND CONTAINS OWNER'S PROPRIETARY INFORMATION. ANY PERSON, CORPORATION OR OTHER FIRM RECEIVING IT IS DEEMED, BY RECEIVING IT, TO AGREE THAT IT, AND/OR ANY PART OF IT, SHALL NOT BE DISCLOSED TO ANY PERSON, CORPORATION OR OTHER ENTITY, DUPLICATED, AND/OR USED, EXCEPT AS EXPRESSLY APPROVED IN WRITING IN ADVANCE BY OWNER. THIS DOCUMENT SHALL BE RETURNED TO OWNER UPON REQUEST. IT MAY BE SUBJECT TO CERTAIN RESTRICTIONS UNDER APPLICABLE EXPORT CONTROL LAWS AND REGULATIONS.

Uncontrolled Copy

Data Sheet

Date: 20-06-2017
Customer:
Attention:
Submitted by: FAREEDA DUDEKULA

marathon® electric

326TSTGS6501

Submittal

Data @ 460 V

Motor Load Data

Load	0%	25%	50%	75%	100%	115%	125%	LR	
Current (Amps)	19.0	23.0	33.0	44.5	59.0	65.0	71.0	362	
Torque (ft-lb)	0.00	18.5	36.5	55.0	73.5	83.0	92.5	128	
RPM	3600	3592	3582	3570	3555	3,550	3547	0	
Efficiency (%)		90.2	93.6	94.5	94.5	94.5	94.1		
P.F. (%)	15.0	56.0	76.0	83.5	86.5	86.5	87.5	30.0	

Motor Speed Data

	LR	Pull-Up	BD	Rated	Idle
Speed (RPM)	0	2000	3350	3555	3600
Current (Amps)	362	338	232	59.0	19.0
Torque (ft-lb)	128	113	209	73.5	0.00

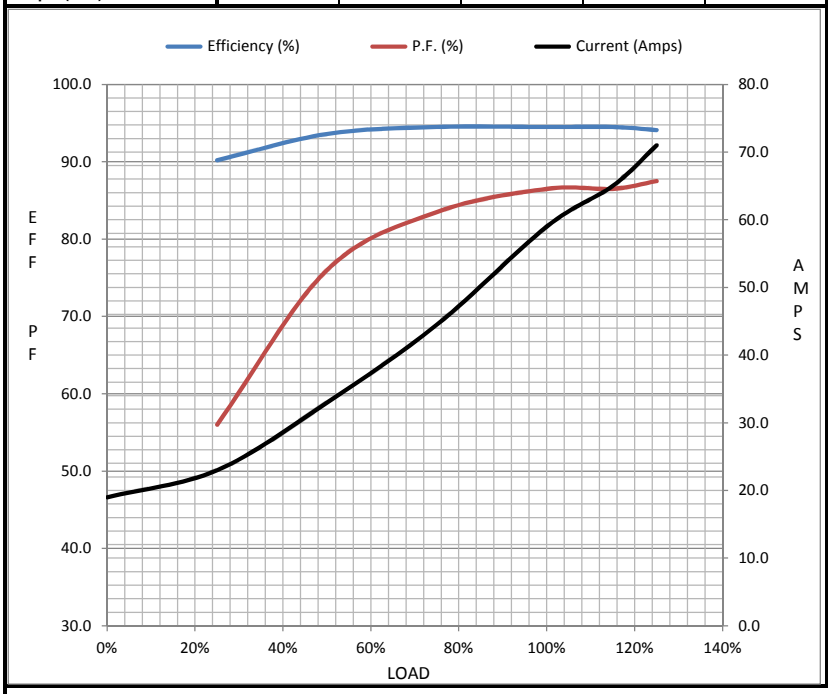

Information Block

HP	50.0
Sync. RPM	3600
Frame	326
Enclosure	TEFC
Construction	TFN
Voltage	230/460#190/380 V
Frequency	60 Hz
Design	B
LR Code letter	G
Service Factor	1.15
Temp Rise @ FL	65 ° C
Duty	CONT
Ambient	40 ° C
Elevation	1,000 feet
Rotor/Shaft wk²	5.8 Lb-Ft²
Ref Wdg	326281 NONE
Sound Pressure @ 1M	75 dBA
VFD Rating	CONSTANT 10:1
Outline Dwg	B-SS301044-1450
Conn. Diag	A-EE7308AD

Additional Specifications:

0

365THFS8036

EQUIV CKT (OHMS / PHASE)

R1	R2	X1	X2	Xm
0.0180	0.0120	0.1130	0.0960	3.3940

Speed -Torque Curve

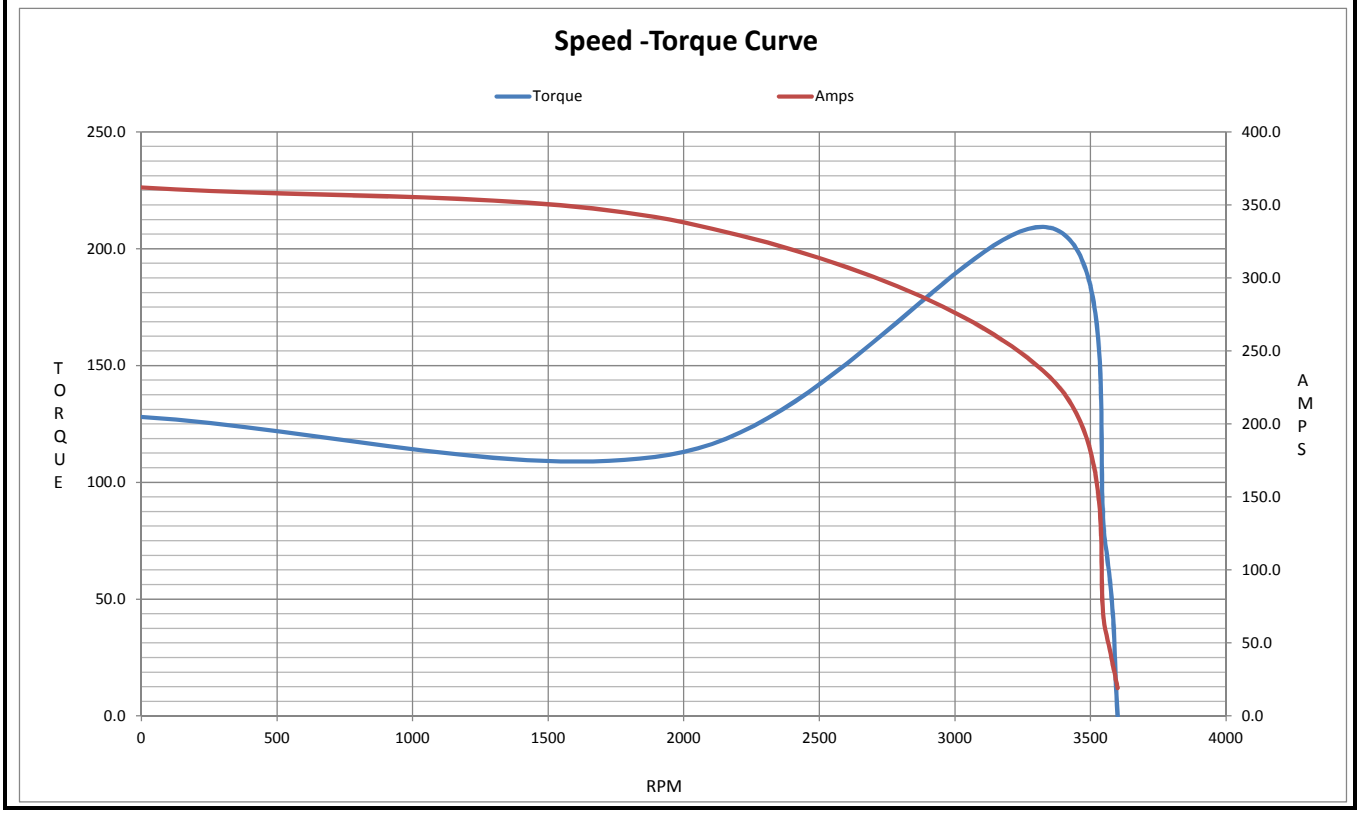

Uncontrolled Copy

CERTIFICATION DATA SHEET

Model#:	326TSTGS6501 AR	**WINDING#:**	326281 NONE 1
CONN. DIAGRAM:	A-EE7308AD	**ASSEMBLY:**	F1 ONLY
OUTLINE:	B-SS301044-1450		

TYPICAL MOTOR PERFORMANCE DATA

HP	KW	SYNC. RPM	F.L. RPM	FRAME	ENCLOSURE	KVA CODE	DESIGN
50&40	37&30	3600	3555&2960	326TS	EPFC	G	B

PH	Hz	VOLTS	FL AMPS	START TYPE	DUTY	INSL	S.F	AMB°C	ELEVATION
3	60/50	230/460#190/380	118/59&112/56	LINE OR INVERTER	CONTINUOUS	F3	1.15/1.0	40	3300

FULL LOAD EFF: 94.5&94.5	3/4 LOAD EFF: 94.5	1/2 LOAD EFF: 93.6	GTD. EFF	ELEC. TYPE	NO LOAD AMPS
FULL LOAD PF: 86.5&86.5	**3/4 LOAD PF: 83.5**	**1/2 LOAD PF: 76**	93.6	SQ CAGE INV RATED	38 / 19

F.L. TORQUE	LOCKED ROTOR AMPS	L.R. TORQUE	B.D. TORQUE	F.L. RISE°C
73.5 LB-FT	724 / 362	128 LB-FT 174	209 LB-FT 284	65

SOUND PRESSURE @ 3 FT.	SOUND POWER	ROTOR WK^2	MAX. WK^2	SAFE STALL TIME	STARTS /HOUR	APPROX. MOTOR WGT
75 dBA	85 dBA	5.8 LB-FT^2	- LB-FT^2	12 SEC.	-	725 LBS.

*** SUPPLEMENTAL INFORMATION ***

DE BRACKET TYPE	ODE BRACKET TYPE	MOUNT TYPE	ORIENTATION	SEVERE DUTY	HAZARDOUS LOCATION	DRIP COVER	SCREENS	PAINT
STANDARD	STANDARD	RIGID	HORIZONTAL	PREMIUM SEVERE DUTY	EXP PROOF CL I GR C&D CL II GR F&G T3B	FALSE	NONE	BLUE (EPOXY)

BEARINGS		GREASE	SHAFT TYPE	SPECIAL DE	SPECIAL ODE	SHAFT MATERIAL	FRAME MATERIAL
DE	OPE						
BALL 6312	BALL 6311	POLYREX EM	TS	NONE	NONE	1045 HOT ROLLED (C-204)	CAST IRON

THERMO-PROTECTORS				THERMISTORS	CONTROL	SPACE /n HEATERS
THERMOSTATS	PROTECTORS	WDG RTDs	BRG RTDs			
TSTATS (N/C)	NOT	NONE	NONE	NONE	FALSE	NONE VOLTS

If Inverter equals NONE, contact factory for further information

INVERTER TORQUE: CONSTANT 10:1
INV. HP SPEED RANGE: 1.5 X BASE SPEED

ENCODER: NONE
NONE NONE
NONE NONE PPR

BRAKE: NONE NONE
NONE P/N NONE
NONE NONE
- FT-LB NONE V NONE Hz

* NOTES *

DATE: 06/21/2017 06:39:03 AM
FORM 3531 REV.3 02/07/99

** Subject to change without notice.