marathon®

Fire Pump Motors

Model No: 254TTFNA14336
Catalog No: Y1609

Fire Pump Motor, 15 & 10 HP, 3 Ph, 60 & 50 Hz, 230/460 & 190/380 V, 1800 RPM, 254T Frame, TEFC

©2026 Marathon, All Rights Reserved.

marathon®

Product Information Packet: Model No: 254TTFNA14336, Catalog No: Y1609 Fire Pump Motor, 15 & 10 HP, 3 Ph, 60 & 50 Hz, 230/460 & 190/380 V, 1800 RPM, 254T Frame, TEFC

Nameplate Specifications

Phase	**3**	Output HP	**15 & 10 Hp**
Output KW	**11.2 & 7.5 kW**	Voltage	**230/460 & 190/380 V**
Speed	**1770 & 1477 r/min**	Synchronous RPM	**1800 & 1500 r/min**
Service Factor	**1.15 & 1.00**	Frame	**254T**
Enclosure	**Totally Enclosed Fan Cooled**	Thermal Protection	**No Protection**
Efficiency	**91 & 91 %**	Ambient Temperature	**40 °C**
Frequency	**60 & 50 Hz**	Current	**39/19.5 & 33/16.5 A**
Power Factor	**79**	Duty	**Continuous**
Insulation Class	**F**	Design Code	**B**
KVA Code	**G**	Drive End Bearing Size	**6309**
Opp Drive End Bearing Size	**6210**	UL	**Listed**
CSA	**Y**	CE	**Y**
IP Code	**43**	Number of Speeds	**1**

Technical Specifications

Electrical Type	**Squirrel Cage Induction Run**	Starting Method	**Part Wdg Start Low Volt Only & Wye Start Delta Run**
Poles	**4**	Rotation	**Reversible**
Resistance Main	**.69 O**	Mounting	**Rigid Base**
Motor Orientation	**Horizontal**	Drive End Bearing	**Ball**
Opp Drive End Bearing	**Ball**	Frame Material	**Cast Iron**
Shaft Type	**T**	Overall Length	**23.65 in**
Frame Length	**10.51 in**	Shaft Diameter	**1 5/8 in**
Shaft Extension	**4.20 in**	Assembly/Box Mounting	**F1/F2 Capable**

Drawings

Connection Drawing	**A-EE7358**	Outline Drawing	**B-SS203002-1050**

This is an uncontrolled document once printed or downloaded and is subject to change without notice. Date Created: 16/10/2026

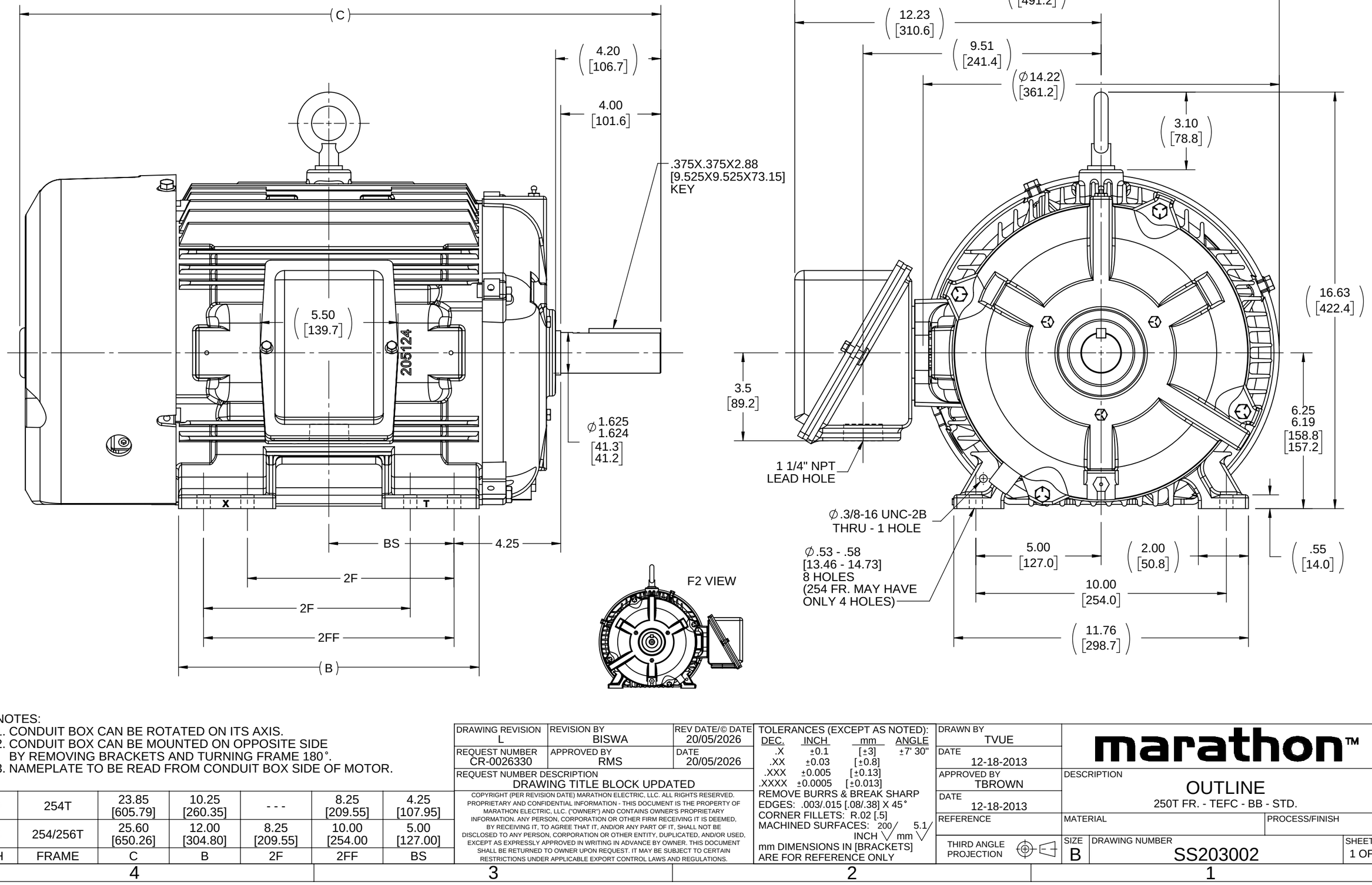

NOTES:
1. CONDUIT BOX CAN BE ROTATED ON ITS AXIS.
2. CONDUIT BOX CAN BE MOUNTED ON OPPOSITE SIDE BY REMOVING BRACKETS AND TURNING FRAME 180°.
3. NAMEPLATE TO BE READ FROM CONDUIT BOX SIDE OF MOTOR.

DASH	FRAME	C	B	2F	2FF	BS
1050	254T	23.85 [605.79]	10.25 [260.35]	- - -	8.25 [209.55]	4.25 [107.95]
1225	254/256T	25.60 [650.26]	12.00 [304.80]	8.25 [209.55]	10.00 [254.00	5.00 [127.00]

DRAWING REVISION	REVISION BY	REV DATE/© DATE
L	BISWA	20/05/2026
REQUEST NUMBER	APPROVED BY	DATE
CR-0026330	RMS	20/05/2026

REQUEST NUMBER DESCRIPTION
DRAWING TITLE BLOCK UPDATED

COPYRIGHT (PER REVISION DATE) MARATHON ELECTRIC, LLC. ALL RIGHTS RESERVED. PROPRIETARY AND CONFIDENTIAL INFORMATION - THIS DOCUMENT IS THE PROPERTY OF MARATHON ELECTRIC, LLC. ("OWNER") AND CONTAINS OWNER'S PROPRIETARY INFORMATION. ANY PERSON, CORPORATION OR OTHER FIRM RECEIVING IT IS DEEMED, BY RECEIVING IT, TO AGREE THAT IT, AND/OR ANY PART OF IT, SHALL NOT BE DISCLOSED TO ANY PERSON, CORPORATION OR OTHER ENTITY, DUPLICATED, AND/OR USED, EXCEPT AS EXPRESSLY APPROVED IN WRITING IN ADVANCE BY OWNER. THIS DOCUMENT SHALL BE RETURNED TO OWNER UPON REQUEST. IT MAY BE SUBJECT TO CERTAIN RESTRICTIONS UNDER APPLICABLE EXPORT CONTROL LAWS AND REGULATIONS.

TOLERANCES (EXCEPT AS NOTED):

DEC.	INCH	mm	ANGLE
.X	±0.1	[±3]	±7' 30"
.XX	±0.03	[±0.8]	
.XXX	±0.005	[±0.13]	
.XXXX	±0.0005	[±0.013]	

REMOVE BURRS & BREAK SHARP EDGES: .003/.015 [.08/.38] X 45°
CORNER FILLETS: R.02 [.5]
MACHINED SURFACES: 200 INCH / 5.1 mm
mm DIMENSIONS IN [BRACKETS] ARE FOR REFERENCE ONLY

DRAWN BY	TVUE
DATE	12-18-2013
APPROVED BY	TBROWN
DATE	12-18-2013
REFERENCE	

marathon™

DESCRIPTION
OUTLINE
250T FR. - TEFC - BB - STD.

MATERIAL | PROCESS/FINISH

THIRD ANGLE PROJECTION

SIZE	DRAWING NUMBER	SHEET
B	SS203002	1 OF 1

HIGH VOLTAGE

WYE START

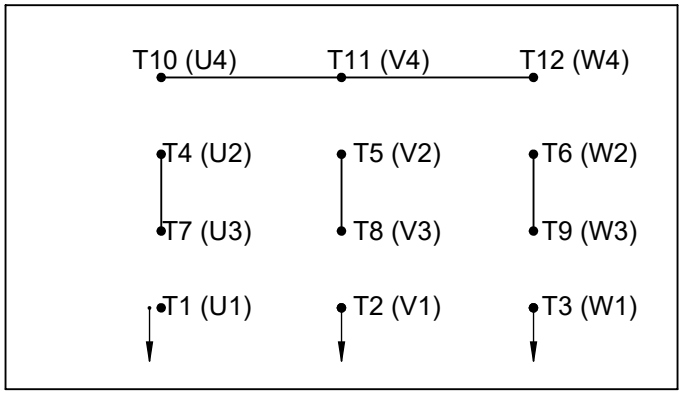

DELTA RUN

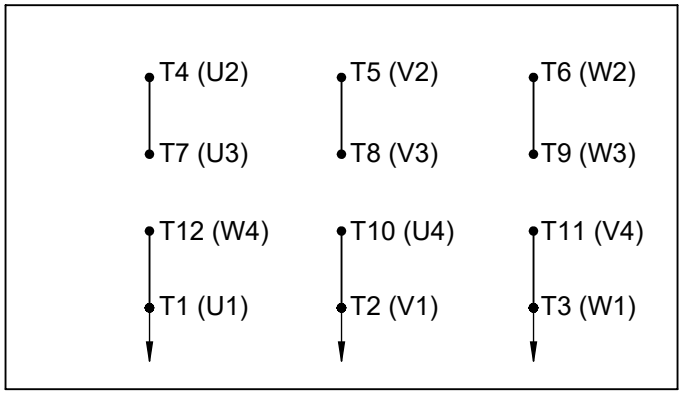

LOW VOLTAGE

WYE START

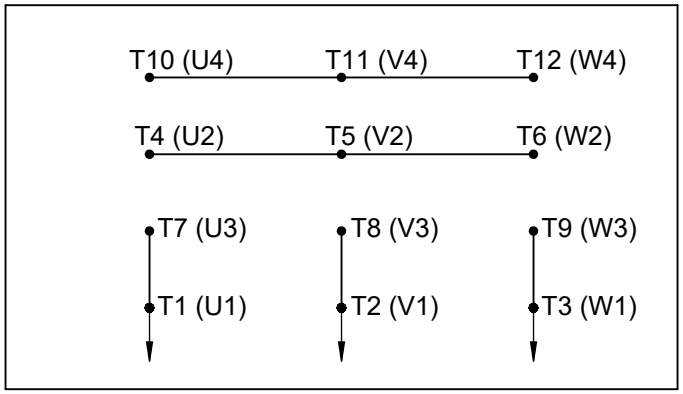

DELTA RUN

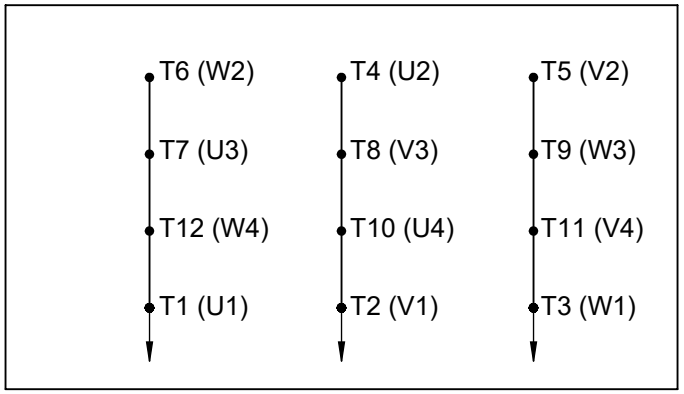

4/2 CKTY △

DRAWING REVISION	REVISION BY	REV DATE/© DATE
E	SB	08/01/2025
REQUEST NUMBER	APPROVED BY	DATE
CR-0023654	SBD	08/01/2025

REQUEST NUMBER DESCRIPTION
DRAWING TITLE BLOCK UPDATED

COPYRIGHT (PER REVISION DATE) MARATHON ELECTRIC, LLC. ALL RIGHTS RESERVED. PROPRIETARY AND CONFIDENTIAL INFORMATION - THIS DOCUMENT IS THE PROPERTY OF MARATHON ELECTRIC, LLC. ("OWNER") AND CONTAINS OWNER'S PROPRIETARY INFORMATION. ANY PERSON, CORPORATION OR OTHER FIRM RECEIVING IT IS DEEMED, BY RECEIVING IT, TO AGREE THAT IT, AND/OR ANY PART OF IT, SHALL NOT BE DISCLOSED TO ANY PERSON, CORPORATION OR OTHER ENTITY, DUPLICATED, AND/OR USED, EXCEPT AS EXPRESSLY APPROVED IN WRITING IN ADVANCE BY OWNER. THIS DOCUMENT SHALL BE RETURNED TO OWNER UPON REQUEST. IT MAY BE SUBJECT TO CERTAIN RESTRICTIONS UNDER APPLICABLE EXPORT CONTROL LAWS AND REGULATIONS.

PRIMARY DIMENSIONS ARE INCH
mm DIMENSIONS IN [BRACKETS]
ARE FOR REFERENCE ONLY

DRAWN BY	BLR
DATE	03-09-1998
APPROVED BY	GK
DATE	03-23-1998
REFERENCE	
THIRD ANGLE PROJECTION	

marathon™

DESCRIPTION
CONN DIAGRAM-EXTERNAL
12 LEAD - DUAL VOLT. - WYE START - DELTA RUN

MATERIAL	PROCESS/FINISH

SIZE	DRAWING NUMBER	SHEET
A	EE7358	1 OF 1

Uncontrolled Copy

Data Sheet

Date: 12/10/2018
Customer:
Attention:
Submitted by: FAREEDA DUDEKULA

marathon® electric

254TTFNA14336

Submittal

Data @ 460 V

Motor Load Data

Load	0%	25%	50%	75%	100%	115%	125%	LR	
Current (Amps)	9.3	10.2	12.5	16.0	19.5	22.0	23.5	108	
Torque (ft-lb)	0.00	11.0	22.0	33.2	44.5	51.5	56.0	87.0	
RPM	1800	1792	1785	1780	1770	1,765	1760	0	
Efficiency (%)		86.5	91.0	92.0	91.0	91.7	91.0		
P.F. (%)	5.5	40.0	61.0	73.0	79.0	81.0	81.5	42.0	

Motor Speed Data

	LR	Pull-Up	BD	Rated	Idle
Speed (RPM)	0	750	1650	1770	1800
Current (Amps)	108	90.0	67.0	19.5	9.3
Torque (ft-lb)	87.0	72.0	128	44.5	0.00

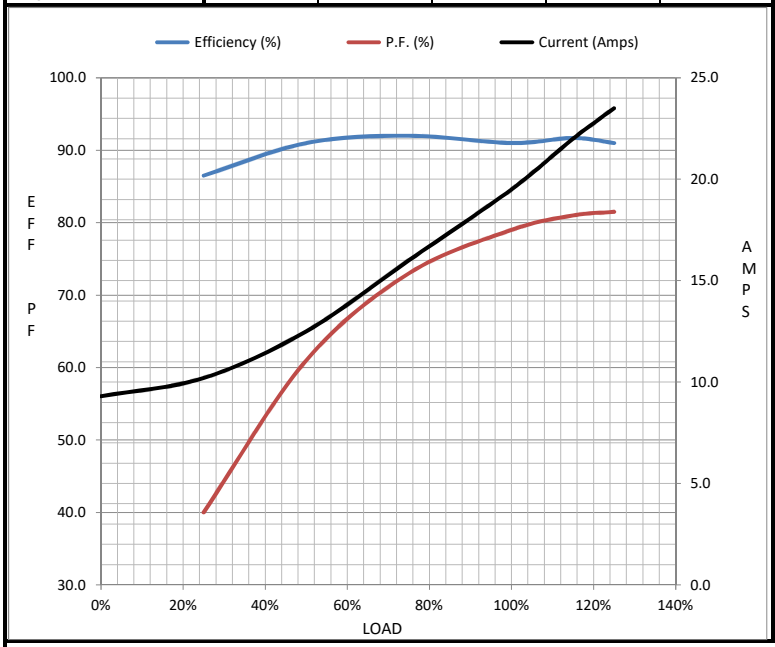

Information Block

HP	15.0	
Sync. RPM	1800	
Frame	254	
Enclosure	TEFC	
Construction	TFS	
Voltage	230/460#190/380	V
Frequency	60	Hz
Design	B	
LR Code letter	G	
Service Factor	1.15	
Temp Rise @ FL	60	° C
Duty	CONT	
Ambient	40	° C
Elevation	1,000	feet
Rotor/Shaft wk²	2.10	Lb-Ft²
Ref Wdg	K2544169 NONE	
Sound Pressure @ 1M	68	dBA
VFD Rating	NONE	
Outline Dwg	B-SS203002-1050	
Conn. Diag	A-EE7358	
Additional Specifications:		
0		
0		

EQUIV CKT (OHMS / PHASE)

R1	R2	X1	X2	Xm
0.4440	0.2380	1.4080	1.6290	28.1420

Speed -Torque Curve

